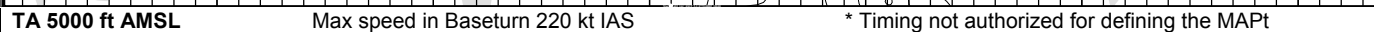
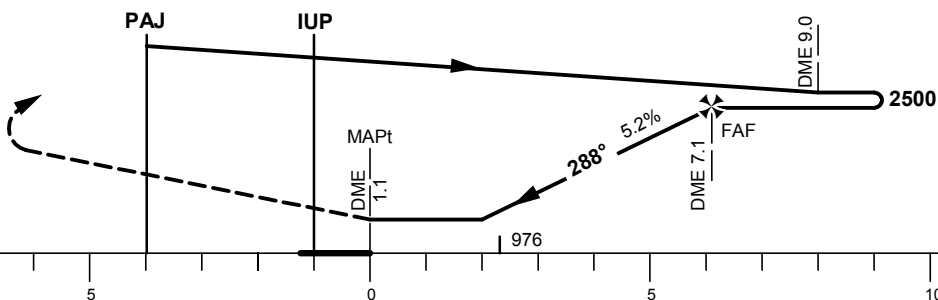
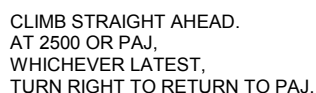


THR ELEV 541 ft, AD ELEV 542 ft
 OCH are related to THR.
 Circling OCH are related to AD ELEV.
 BRG are MAG
 ALT, HGT and ELEV in ft.

| | |
|--------------------|---------|
| PAJALA INFORMATION | 118.380 |
|--------------------|---------|



Final APCH line offset 2° FM QFU 290°



| OCA (H) | | | | | Final approach | Distance FAF-MAPT 6.0 NM* | | | | | | | |
|----------------------|-----------|-----------|-----------|-----------|-----------------|---------------------------|------|------|------|------|------|------|--|
| Cat of ACFT | A | B | C | D | DME NM | 7 | | 6 | | 5 | | 4 | |
| Straight-in Approach | 1230(690) | | | | ALT | 2460 | | 2140 | | 1830 | | 1510 | |
| Circling SW RWY | 1230(690) | 1250(710) | 1390(850) | 1390(850) | GS | kt | 80 | 100 | 120 | 140 | 160 | 180 | |
| | | | | | Time | min:s | 4:30 | 3:36 | 3:00 | 2:35 | 2:15 | 2:00 | |
| | | | | | Rate of descent | ft/min | 425 | 530 | 635 | 740 | 845 | 950 | |

CHANGE: Editorial